

# 2 & 3 Division Logo Package

Version 1 – May 2025


**Denmark**

Nikolaj Plads 2, 1067 Copenhagen K  
VAT no. DK10179238  
+45 33 93 18 83  
info@kontrapunkt.com

**Japan**

Turtle House 2F, 5-3-14 Jingumae  
Shibuya-ku, Tokyo 150-0001  
+81 (0)3-6712-5912  
tha@kontrapunkt.com

# About this guide



The logo is prepared in a number of different file formats and colour spaces, which are not to be altered. The logo package contains both vector and pixel file formats:

**Ai-files (vectors)**

Ai-files work as originals. These files are used if the need for other file formats, sizes or colour spaces arise, which are not part of the existing logo package.

**SVG-files (vectors):**

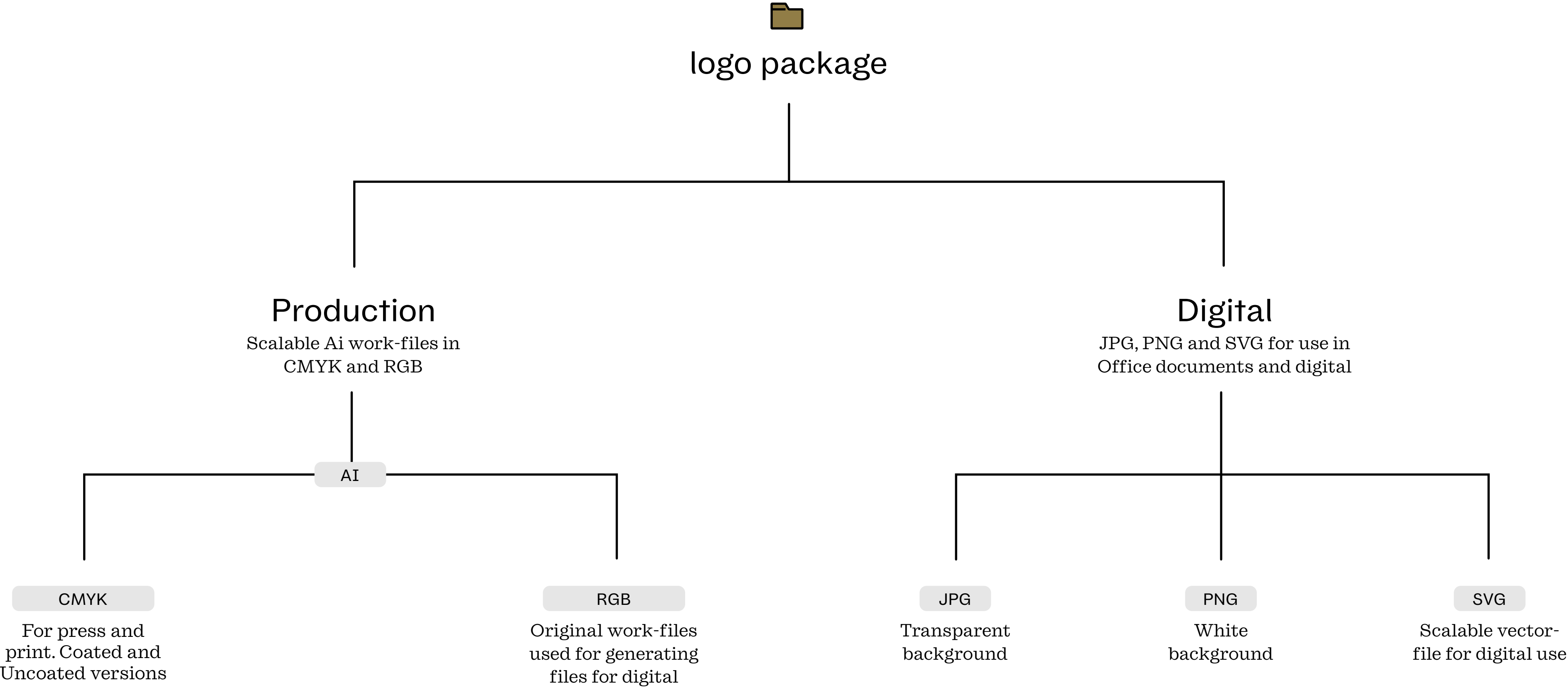
SVG-files are primarily for digital use.

**JPG- and PNG-files (pixels):**

JPG- and PNG-files are made for Office documents (primarily PowerPoint and Word) and for digital use. They usually appear in RGB and in over-size, and can be down-scaled to the desired size.

Please be aware that logos made for digital use might need to be pixel optimised if they are to be used in very small sizes.

# File overview



# Logotype variants overview

Black



White



File format

AI PNG JPG SVG

Colour format

CMYK RGB

File format


AI PNG ~~JPG~~ SVG

Colour format


CMYK RGB

# Logotype variants overview

Black



White



File format

- AI
- PNG
- JPG
- SVG

Colour format

- CMYK
- RGB

File format

- AI
- PNG
- ~~JPG~~
- SVG

Colour format

- CMYK
- RGB

Please contact our graphics department if you have technical questions about the logo files:

+45 33 93 18 83